

# Sree Jayalakshmi Auto Spin Limited

☎ : Offi.: 223040, Fact.: 234487  
GSTIN : 29AADCS6415K1Z1  
PAN No. AADCS - 6415 K  
website : sjlal.com  
E.mail : sjlalcd@gmail.com

Regd. Offi : "SANJANA", Davangere Road,  
CHITRADURGA-577501.

Factory : Plot No. 80/81,"KIADB" Industrial Area, Old N.H.-4,  
CHITRADURGA-577501. (Karnataka)



**Ref. No.**

**Date.....**

To

08.02.2021

BSE Limited  
Corporate Relationship Department  
P.J.Tower  
Dalal Street. MUMBAI-400001

ear sir

Sub: Un-Audited financial result of the Company along with Auditors Report for the quarter ended December 2020.

We enclose herewith the following;

- Un-Audited Financial Result of the Company for the quarter ended December-2020 along with Assets and liabilities statement cash flow statement.
- AUDITORS REPORT of the Statutory Auditor of the Company on the Un-Audited financial results of the Company for the quarter ended December, 2020.


The Board of Director of the Company at its meeting held on 08.02.2021 commenced AT 10.30 AM and concluded at 12.30PM.

Kindly take it on your records.

Thanking you  
Your faithfully.

For Jayalakshmi AutoSpin Ltd

Managing Director







## Statement of Deviation/ Variation of fund raised

|  |  |
|--|--|
| <b>Name of Listed entity</b>   | Sree Jayalakshmi AutoSpin Ltd, "Sanjana"<br>Davanagere Road,<br>Chitradurga-577501 |
| Mode of Fund Raising   | Public Issue   |
| Date of Raising Funds  | 1995   |
| Amount Raised  | 268.68 Lakhs   |
| Report filed for Quarter ended and year ended  | December 2020  |
| Monitoring Agency  | N A  |
| Monitoring Agency Name, if applicable  | N A  |
| Is there a Deviation/Variation in use of funds raised  | NO   |
| If yes, whether the same is pursuant to change in terms of a contract or objects, which was approved by the shareholders | N A  |
| If yes, Date of shareholder Approval   | N A  |
| Explanation for the Deviation / Variation  | N A  |
| Comments of the Audit Committee after review   | NO   |
| Comments of the Auditors, if any   | NO   |
| Objects for which funds have been raised and where there has been a deviation, in the following table                    | N A  |

| Original Object  | Modified Object, if any | Original Allocation | Modified allocation | Funds Utilized | Amount Deviation/Variation for the quarter according to applicable object | Remarks if any |
|------------------|-------------------------|---------------------|---------------------|----------------|---|----------------|
| SPINNING PROJECT | NO                      | SPINNING            | NO                  | YES            | NO  | NA             |

For Jayalakshmi AutoSpin Ltd

*K. V. P. [Signature]*

Managing Director



PART II – STATEMENT OF PROFIT AND LOSS

| SI No. | PARTICULARS  | Quarter ended |                |               | Nine Months Ended |                | Year Ended   |
|--------|--|---------------|----------------|---------------|-------------------|----------------|--------------|
|        |  | 31.12.2020    | 30.09.2020     | 31.12.2019    | 31.12.2020        | 31.12.2019     | 31.03.2020   |
|        |  | Un Audited    | Un audited     | Un audited    | Un audited        | Un Audited     | Audited      |
| I      | Revenue From Operations  | 218.65        | 103.19         | 101.94        | 417.35            | 385.73         | 568.71       |
| II     | Other Income   | 0.84          | 0.28           | -             | 1.12              | 0.15           | 1.9          |
| III    | <b>Total Income (I+II)</b>   | <b>219.49</b> | <b>103.47</b>  | <b>101.94</b> | <b>418.47</b>     | <b>385.88</b>  | <b>570.7</b> |
| IV     | <b>EXPENSES</b>  | -             | -              | -             | -                 | -              | -            |
|        | Cost of materials consumed   | 187.45        | 109.67         | 89.24         | 389.18            | 368.04         | 538.1        |
|        | Purchases of Stock-in-Trade  | -             | -              | -             | -                 | -              | -            |
|        | Changes in inventories of finished goods, Stock-in -Trade and work-in-progress   | 3.84          | 2.28           | -2.90         | 9.17              | 5.22           | 2.5          |
|        | Employee benefits expense  | 0.55          | 0.77           | 1.07          | 2.12              | 2.71           | 3.5          |
|        | Finance costs  | -             | -              | 0.07          | -                 | 0.13           | 0.1          |
|        | Depreciation and amortization expense  | 0.40          | 0.40           | 0.45          | 1.30              | 1.55           | 2.3          |
|        | Other expenses   | 26.63         | 11.95          | 4.89          | 49.43             | 31.09          | 64.1         |
| V      | <b>Total expenses (IV)</b>   | <b>218.87</b> | <b>125.07</b>  | <b>92.82</b>  | <b>451.20</b>     | <b>408.74</b>  | <b>610.9</b> |
| VI     | <b>Profit/(loss) before exceptional items and tax (I- IV)</b>  | 0.62          | -21.60         | 9.12          | -32.73            | -22.86         | -40.1        |
| VII    | Exceptional Items  | -             | -              | -             | -                 | -              | -            |
| VIII   | <b>Profit/(loss) before tax (I- VI)</b>  | 0.62          | -21.60         | 9.12          | -32.73            | -22.86         | -40.1        |
| IX     | Tax expense:<br>(1) Current tax<br>(2) Deferred tax  | -             | -              | -             | -                 | -              | -            |
| X      | <b>Profit (Loss) for the period from continuing operations (VII-VIII)</b>  | 0.62          | -21.60         | 9.12          | -32.73            | -22.86         | -40.1        |
| XI     | Profit/(loss) from discontinued operations   | -             | -              | -             | -                 | -              | -            |
| XII    | Tax expense of discontinued operations   | -             | -              | -             | -                 | -              | -            |
| XIII   | <b>Profit/(loss) from Discontinued operations (after tax) (X-XI)</b>   | -             | -              | -             | -                 | -              | -            |
| XIV    | <b>Profit/(loss) for the period (IX+XII)</b>   | 0.62          | -21.60         | 9.12          | -32.73            | -22.86         | -40.1        |
| XV     | Other Comprehensive Income<br>A (i) Items that will not be reclassified to profit or loss<br>(ii) Income tax relating to items that will not be reclassified to profit or loss<br>B (i) Items that will be reclassified to profit or loss<br>(ii) Income tax relating to items that will be reclassified to profit or loss | -             | -              | -             | -                 | -              | -            |
| XVI    | <b>Total Comprehensive Income for the period (XIII+XIV)(Comprising Profit (Loss) and Other Comprehensive Income for the period)</b>  | 0.62          | -21.60         | 9.12          | -32.73            | -22.86         | -40.1        |
|        | Paid Up Equity Share Capital(face Value Rs 10/- Per Share)   | 447.82        | 447.82         | 447.82        | 447.82            | 447.82         | 447.8        |
|        | Reserves & Surplus Excluding Revaluation Reserve   | 3.16          | 3.16           | 3.16          | 3.16              | 3.16           | 3.1          |
| XVII   | Earnings per equity share (for continuing operation):<br>(1) Basic<br>(2) Diluted  | 0.01<br>0.01  | -0.48<br>-0.48 | 0.20<br>0.20  | -0.73<br>-0.73    | -0.51<br>-0.51 | -0.8<br>-0.8 |
| XVIII  | Earnings per equity share (for discontinued operation):<br>(1) Basic<br>(2) Diluted  | -<br>-        | -<br>-         | -<br>-        | -<br>-            | -<br>-         | -<br>-       |
| XIX    | Earnings per equity share(for discontinued & continuing operations)<br>(1) Basic<br>(2) Diluted  | 0.01<br>0.01  | -0.48<br>-0.48 | 0.20<br>0.20  | -0.73<br>-0.73    | -0.51<br>-0.51 | -0.8<br>-0.8 |

K. V. P. [Signature]





Notes:

1. Results for the quarter ended 31st Dec 2020 are in accordance with the Indian Accounting Standards (IND AS) notified by the Ministry of Corporate Affairs, which are applicable to the Company for the accounting periods after 1st April, 2017.

2. The above results after their review by the Audit Committee were taken on record by the Board of Directors in their meeting held on 08.02.2021

3. Figures for the previous periods are re-classified / re-arranged / re-grouped, wherever necessary, as per the format revised by SEBI in conformity with the amended Schedule

4. The balances of parties under the head trade payables and loans & advances which are subject to confirmation, reconciliation and consequential adjustments, if any.

5. There are no unresolved investors complaints

6. Promoters Shares are not pledged

7. Reconciliation of results between previously reported (referred to as Indian GAAP) and Ind AS for the Quarter ending 31st Dec 2020 is prescribed below

| Particulars                | Item Impactig | As Per Indian GAAP | Effect on Transition to Ind AS |
|----------------------------|---------------|--------------------|--------------------------------|
| Revenue From Operations    |               | 219.49             | Nil                            |
| Other Comprehensive Income |               | NIL                | Nil                            |
| Tax Expenses               |               | Nil                | Nil                            |
| Profit After Tax           |               | 0.62               | Nil                            |

Reconciliation of Statement of Profit and Loss Reported for the previous year under IGAAP to Ind AS Half Year Ended 31st Dec 2020

| Particulars                | Item Impactig | As Per Indian GAAP | Effect on Transition to Ind AS |
|----------------------------|---------------|--------------------|--------------------------------|
| Revenue From Operations    |               | 219.49             | Nil                            |
| Other Comprehensive Income |               | NIL                | Nil                            |
| Tax Expenses               |               | Nil                | Nil                            |
| Profit After Tax           |               | 0.62               | Nil                            |

Place Chitradurga  
Date 08.02.2021



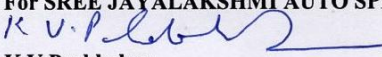

For, Sree Jayalakshmi Auto Spin Ltd

Sd/- *K. V. P. S.*

Managing Director



**SREE JAYALAKSHMI AUTOSPIN LIMITED**  
Registered Office: "Sanjana" Davangere Road, Chitradurga-577501 Karnataka  
Telephone (08194) 234446/223040, Fax: (08194) 234193  
**CASH FLOW STATEMENT**

| P A R T I C U L A R S   | Rs in Lakhs           |                          |
|---|-----------------------|--------------------------|
|   | Quarter<br>31.12.2020 | Year Ended<br>31.03.2020 |
| <b>I. CASH FLOW FROM OPERATING ACTIVITIES</b>   |                       |                          |
| <b>Net Profit before Tax &amp; Extraordinary items</b>  | -32.73                | 40.18                    |
| Add: Non Cash Expenditure- Depreciation   | 1.30                  | 2.37                     |
| Less: Non Operating Income -Sale of assets  | -                     | -                        |
| Add: Interest Paid On Loans   | -                     | -                        |
| Less: Dividend Received   | -                     | 0.00                     |
| Less: Interest Received   | -1.12                 | 1.99                     |
| <b>Cash Flow Before changes in Working Capital</b>  | -32.55                | 39.80                    |
| Adjustment for:   |                       |                          |
| <b>Add/Less: Changes in Current Assets</b>  |                       |                          |
| Changes in Inventories  | 45.44                 | 29.54                    |
| Changes In trade Receivable   | 26.46                 | 21.47                    |
| Changes in Loans and Advances   | 6.76                  |                          |
| Changes in Short Term Loans and Advances  | 2.61                  |                          |
| Decrease in Trade Payable   | 6.42                  | -13.16                   |
| Decrease in Short Term Provisions   | 5.99                  | -2.13                    |
| <b>Cash Generated from Operations (A)</b>   | <b>61.14</b>          | <b>47.02</b>             |
| <b>II. CASH FLOW FROM INVESTING ACTIVITIES</b>  |                       |                          |
| Interest Received   | 1.12                  | 1.99                     |
| Changes in Long term Investments  |                       |                          |
| Changes in Short Term Loans   |                       | 6.29                     |
| Dividend Received   |                       |                          |
| <b>Net Cash used in Investing Activities (B)</b>  | <b>1.12</b>           | <b>8.28</b>              |
| <b>III. CASH FLOW FROM FINANCING ACTIVITIES</b>   |                       |                          |
| Changes in Long Term Loans and advances   |                       | 1.50                     |
| Interest on Loans   | 0.00                  | -                        |
| <b>Net Cash Flow from Financing Activities (C)</b>  | <b>-</b>              | <b>1.50</b>              |
| <b>Net Increase or Decrease in Cash and Cash Equivalents(A+B+C)</b>   | <b>62.26</b>          | <b>37.24</b>             |
| Cash and Cash Equivalents at Begnining  | 13.17                 | 50.41                    |
| Closing Balance of Cash and Cash Equivalents  | 75.43                 | 13.17                    |
| <b>Bank and Cash Equivalents at end of the period</b>   | <b>75.43</b>          | <b>13.17</b>             |
| <b>NOTES ON CASH FLOW STATEMENTS</b>  |                       |                          |
| 1. Above statement has been prepared following the indirect Methods Except in case of interest Received/Paid, which have been considered on the basis of actual movement of cash with necessary adjustment in corresponding Assets and Liabilities. |                       |                          |
| 2. Proceeds from long term and other borrowings are shown net of repayments.  |                       |                          |
| 3. Cash and Cash equivalents represent Cash and Bank Balances.  |                       |                          |
| For SREE JAYALAKSHMI AUTO SPIN LTD.,<br><br><b>K.V.Prabhakar</b><br>Chairman   |                       |                          |
|   |                       |                          |
| <b>Place: Chitradurga</b><br><b>Date : 08.02.2021</b>   |                       |                          |



**M/s.SREE JAYALAKSHMI AUTOSPIN LIMITED**  
**Registered Office: "Sanjana" Davangere Road, Chitradurga-577501 Karnataka**  
**Telephone (08194) 234446/223040, Fax: (08194) 234193, CIN L85110KA1991PLC011732**

Balance Sheet as at 30.09.2019

(Rs. In Lakhs)

| SL No         | PARTICULARS                                    | Half Year En  | Year Ended    |
|---------------|--|---------------|---------------|
|               |  | 31.12.2020    | 31.03.2020    |
|               |  | (Un-Audited)  | (Audited)     |
|               | 1  | 3             | 4             |
| <b>ASSETS</b> |  |               |               |
| 1             | <b>Non-current assets</b>                      |               |               |
|               | (a) Property, Plant and Equipment              | 32.21         | 33.91         |
|               | (b) Capital work-in-progress                   |               |               |
|               | (c) Investment Property                        |               |               |
|               | (d) Goodwill                                   |               |               |
|               | (e) Other Intangible assets                    |               |               |
|               | (f) Intangible assets under development        |               |               |
|               | (g) Biological Assets other than bearer plants |               |               |
|               | (h) Financial Assets                           |               |               |
|               | (i) Investments                                |               |               |
|               | (ii) Trade receivables                         |               |               |
|               | (iii) Loans                                    | 10.56         | 13.17         |
|               | (iv) Others                                    |               |               |
|               | (i) Deferred tax assets (net)                  |               |               |
|               | (j) Other non-current assets                   |               |               |
| 2             | <b>Current assets</b>                          |               |               |
|               | (a) Inventories                                | 44.61         | 89.65         |
|               | (b) Financial Assets                           |               |               |
|               | (i) Investments                                |               |               |
|               | (ii) Trade receivables                         | 113.15        | 139.61        |
|               | (iii) Cash and cash equivalents                | 13.24         | 6.6           |
|               | (iv) Bank balances other than (iii) above      | 62.19         | 6.57          |
|               | (v) Loans                                      | 15.2          | 21.96         |
|               | (vi) N S C & Co Operative Bank Shares          | 0.49          | 0.49          |
|               | (c) Current Tax Assets (Net)                   |               |               |
|               | (d) Other current assets                       |               |               |
|               | <b>Total Assets</b>                            | <b>291.65</b> | <b>311.96</b> |

|                                |   |               |               |
|--------------------------------|---|---------------|---------------|
| <b>EQUITY AND LIABILITIES</b>  |   |               |               |
| <b>Equity</b>                  |   |               |               |
|                                | (a) Equity Share capital  | 447.82        | 447.82        |
|                                | (b) Other Equity  | -599.32       | -566.59       |
| <b>LIABILITIES</b>             |   |               |               |
| <b>Non-current liabilities</b> |   |               |               |
|                                | (a) Financial Liabilities   |               |               |
|                                | (i) Borrowings  | 320.77        | 320.77        |
|                                | (ii) Trade payables   |               |               |
|                                | (iii) Other financial liabilities (other than those specified in item (b), to be specified) |               |               |
|                                | (b) Provisions  |               |               |
|                                | (c) Deferred tax liabilities (Net)  |               |               |
|                                | (d) Other non-current liabilities   |               |               |
| <b>Current liabilities</b>     |   |               |               |
|                                | (a) Financial Liabilities   |               |               |
|                                | (i) Borrowings  |               |               |
|                                | (ii) Trade payables   | 104.86        | 98.44         |
|                                | (iii) Other financial liabilities (other than those specified in item (c))                  |               |               |
|                                | (b) Other current liabilities   | 11.5          | 11.5          |
|                                | (c) Provisions  | 6.01          | 0.02          |
|                                | (d) Current Tax Liabilities (Net)   |               |               |
|                                | <b>Total Equity and Liabilities</b>   | <b>291.64</b> | <b>311.96</b> |

Place Chitradurga  
Date 08.02.2021




For, Sree Jayalakshmi Auto S

Sd/-

*K. V. [Signature]*

Managing Director





---

**Limited review report on quarterly audited financial results**

Review report to  
The board of directors,  
**M/s., SREE JAYALAKSHMI AUTO SPIN LIMITED**

We have reviewed the accompanying statement of unaudited financial results of M/s **SREE JAYALAKSHMI AUTO SPIN LIMITED** for the quarter ended 31<sup>st</sup> December 2020 (the statement) being submitted by the company pursuant to the requirements of regulation 33 of the SEBI(listing obligations and disclosure requirements) regulations ,2015, read with SEBI circular no.CIR/CFD/FAC/62/2016 dated 5<sup>th</sup> July 2016.

The preparation of this statement is the responsibility of the Company's Management, and has been approved by the board of directors .Our responsibility is to issue a report on these financial statements based on our review.

We conducted our review in accordance with the Standard on Review Engagement (SRE)2410, Review of Interim Financial Information performed by the independent Auditor of the entity issued by the institute of Chartered Accountants of India . This standard requires that we plan and perform the review to obtain moderate assurance as to whether the financial statements are free from material misstatement. A review is limited primarily to inquiries of company personnel and an analytical procedure applied to financial data and thus provides less assurance than an audit. We have not performed an audit and accordingly, we do not express an audit opinion.

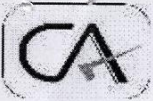
Based on our review conducted as above , nothing has come to our attention that causes us to believe that the accompanying statement of unaudited financial results prepared in accordance with applicable accounting standards specified under section 133 of the Companies Act, 2013 , read with rule 7 of the Companies (Accounts) rules 2014 and other recognized accounting practices and policies , has not disclosed the information required to be disclosed in terms of Regulation 33 of the SEBI (listing obligations and Disclosure requirements ) regulation ,2015 including the manner in which it is to be disclosed , or that it contains any material misstatements

**Place: Chitradurga**  
**Date :08/02/2021**

**For, Sumanth Anantharam & Co.,**  
**Chartered Accountants**  
**Firm Reg No: 016140s**

**Sumanth A**  
**Proprieter**  
**Mem No: 237227**





**Independent Auditor's Report on Quarterly Financial Results and Year to Date Results of the Company Pursuant to the Regulation 33 of the SEBI (Listing Obligations and Disclosure Requirements) Regulations, 2015**

To, Board of Directors of  
M/s., SREE JAYALAKSHMI AUTO SPIN LIMITED

We have audited the quarterly financial results of M/s., SREE JAYALAKSHMI AUTO SPIN LIMITED for the quarter ended 31<sup>st</sup> Dec 2020 and the year-to-date results for the period 01/04/2020 to 31/12/2020, attached herewith, being submitted by the company pursuant to the requirement of Regulation 33 of the SEBI (Listing Obligations and Disclosure Requirements) Regulations, 2015.

1. This statement, which is the responsibility of the Company's management and approved by the Board of Directors, has been compiled from the related Financial Statements which have been prepared in accordance with the Accounting Standards prescribed under section 133 of the Companies Act, 2013 read with relevant rules issued there under and other accounting principles generally accepted in India. Our responsibility is to express an opinion on the Statement based on our audit of such Financial Statements.
2. We conducted our audit in accordance with the auditing standards generally accepted in India. Those standards require that we plan and perform the audit to obtain reasonable assurance about whether the financial results are free of material misstatement(s). An audit includes examining, on a test basis, evidence supporting the amounts disclosed as financial results. An audit also includes assessing the accounting principles used and significant estimates made by management. We believe that our audit provides a reasonable basis for our opinion.
3. In our opinion and to the best of our information and according to the explanations given to us these quarterly financial results as well as the year to date results:
  - (i) are presented in accordance with the requirements of Regulation 33 of the SEBI (Listing Obligations and Disclosure Requirements) Regulations, 2015 in this regard as modified by circular No. Cir/CFD/FAC/62/2016 dated July 5,2016; and
  - (ii) give a true and fair view in conformity with the aforesaid Indian Accounting Standards and other accounting principles generally accepted in India of the net profit and "Other comprehensive income" and other financial information for the quarter ended 31/12/2020 as well as the year to date results for the period from 01/04/2020 to 31/12/2020

Date: 08/02/2021

For, Sumanth Anantharam & Co.,  
Chartered Accountants  
FRN : 016140 S M No 237227

Sumanth A